



GOLF ESTATES BEAUTIFICATION MSTU

ADVISORY COMMITTEE

8300 Radio Road
Naples, FL 34104

AGENDA

JULY 21TH, 2022

I. CALL TO ORDER

II. ATTENDANCE

Tony Branco - Chair (10/1/25)

Kathleen Dammert - Vice Chair (10/1/22)

Linda Rae Jorgensen (10/1/25)

Jackie Lowry (10/1/22)

Kathleen Slebodnik (10/1/25)

Michelle Arnold – Director, PTNE Div.

Dan Schumacher – Project Mgr, PTNE Div.

Rosio Garcia, Operations Coord. PTNE Div.

Michael McGee – McGee & Associates

Gary Gorden – Superb Landscape Services

Wendy Warren – Premier Staffing

III. APPROVAL OF AGENDA

IV. APPROVAL OF MINUTES – JUNE 16TH, 2022

V. CHAIRMAN’S REPORT – TONY BRANCO

A. Community Assessment.

B. St Andrews Speeds & Traffic Count

VI. CONTRACTOR REPORTS

A. Landscape Architect’s Report – M^cGee & Associates (M&A)

B. Landscape Maintenance Report – Superb Landscape Services (SLS)

VII. PROJECT MANAGER’S REPORT – DAN SCHUMACHER

A. [Budget Report](#)

B. [Lighting Inspection Report – Outages & Inspection](#)

C. Expiring Committee Terms

D. September Meeting Date

VIII. ONGOING BUSINESS

A. St. Andrews Entryway Monuments Refurbishment

B. Crosswalks – Paver Style

C. Traffic Calming

D. Pending Items

IX. NEW BUSINESS

X. COMMITTEE MEMBER COMMENTS

XI. PUBLIC COMMENT

XII. ADJOURNMENT

NEXT MEETING:

AUGUST 18, 2022 AT 2:00 PM

South Regional Library

8065 Lely Cultural Pkwy

Naples, FL 34113

(239) 252-7542



GOLF ESTATES BEAUTIFICATION MSTU

ADVISORY COMMITTEE

8300 Radio Road

Naples, FL 34104

Minutes

June 16, 2022

I. Call to Order

The meeting was called to order at 2:11 PM and a quorum of four was present.

II. Attendance

Committee Members: Tony Branco, Chair; Kathleen Dammert, Vice-Chair;

Linda Jorgensen; Jacalyn Lowry; Kathleen Slebodnik (Excused)

County: Michelle Arnold, PTNE Director (Excused); Dan Schumacher, Project Manager;

Rosio Garcia, Operations Coordinator

Others: Mike McGee, Landscape Architect, McGee & Associates; Gary Gorden, Superb Landscape Services; Wendy Warren, Premier Staffing; Lisa McGarity, Resident

III. Approval of Agenda

Ms. Jorgensen moved to approve the June 16, 2022, Agenda of the Lely Golf Estates Beautification M.S.T.U. as amended:

Add: VIII Ongoing Business - D. Pending Items.

Second by Ms. Lowry. Carried unanimously 4 - 0.

IV. Approval of Minutes – May 19, 2022

Ms. Lowry moved to approve the minutes of the May 19, 2022, Lely Golf Estates Beautification M.S.T.U. Second by Vice Chair Dammert. Carried unanimously 4 - 0.

V. Chairman's Report – Tony Branco

A. Community Assessment

Chair Branco reported on observations made during the monthly drive through:

- Entryway seasonal plantings and sod are in good condition.
- State & Local Flags were replaced.
- Removal of a palm tree with Ganoderma on the inbound side of St. Andrews Blvd. should be scheduled.
- Forest Hills and Pebble Beach Boulevards medians require maintenance.
- Valley Stream Circle plantings look good.
- Landscaping by the monument on the outbound side of the Pinehurst entrance requires pruning.
- An irrigation head on Doral Circle requires replacement.
- A Royal Palm tree on Doral Circle has Ganoderma. Responsibility for removal (MSTU or homeowner) will be addressed pending confirmation of boundary location.
- Palm stump removal in the west Right of Way of Doral Circle and Rattlesnake Hammock Road is pending "utility locate" service.

B. M.S.T.U. Monthly Traffic Statistics –St Andrews Blvd.

Two (2) Traffic Logix SafePace 100 speed monitoring signs are functioning on Saint Andrews Boulevard, eastbound by the Lely Presbyterian Church (*Radar 1*) and westbound at Pine Valley Circle (*Radar 2*).

Chair Branco distributed a daily vehicle report for data from May 14, 2022, to June 14, 2022.

- Radar 1 (110 St Andrews Blvd) recorded 51,339 vehicles averaging 1,604 vehicles per day. Maximum speed was fifty-one (51) mph.
- Radar 2 (255 Saint Andrews Blvd) recorded 52,120 vehicles for an average of 1,629 per day. Maximum speed was sixty-four (64) mph.

VI. Contractor Reports

A. Landscape Architect's Report – McGee & Associates (M&A)

Mr. McGee summarized the "*Lely Golf Estates Landscape Observation Report FY21-22*" dated June 2, 2022.

Mr. Schumacher reported Superb Landscape Services has scheduled pruning of all Royal and Sabal Palms, including the removal of any loose or remaining frond boots hanging onto the trunks, week ending June 25, 2022.

Saint Andrews Blvd.

Median #3

- Re-treat Alexander Palms for insect infestation.

Median #4

- Plant twenty-five (25) one (1) gallon "Golden Glory" Perennial Peanut. *Cost quote was provided.*

Forest Hills

Median #11

- Review Alexander Palms for insect activity and treat if necessary.

Valley Stream Circle

- Remove six (6) Juniper on the south end and plant sixty-two (62) "Golden Glory" Perennial Peanut" plants. *Cost quote was provided.*

Pebble Beach Boulevard

Median #19

- South end: Remove Juniper and plant sixty-two (62) one (1) gallon Perennial Peanut "Golden Glory."
- Fill in twenty (20) one (1) gallon "Golden Glory" Perennial Peanut in bare areas.

Thorncrest and Briarcliff Lanes

Cul-de-Sacs #20 & #21

- Recommend renovation during the rainy season due to significant decline in landscaping. Consider Bromeliads, mulched with rice rock. *McGee & Associates will submit a landscape design to Mr. Schumacher and a cost proposal will be solicited.*

West ROW and Rattlesnake Hammock Road

- Recommend fertilization of two (2) Fox Tail Palms, as specified in the summary report, due to nutrient deficiencies.
- Stump at the Foxtail Palm removal locations is too wide to be removed. Recommend excavation of stump, backfill with topsoil, and plant two (2) Podocarpus on each side to fill in the hedge.

MINUTES

Water Usage – May 2022

- Warren Street Reuse water used 173,620 gallons; no Potable water was used.
- Valley Stream's meter indicated 13,320 gallons of Potable water used.

B. Landscape Maintenance Report – Superb Landscape Services (SLS)

Mr. Gorden reported:

- Maintenance on St. Andrews and Forest Hills Boulevards will be completed week ending June 25th.
- Plantings will be retreated for insect activity, as necessary.
- Fertilizer formula specified by McGee & Associates will be applied to two (2) Foxtail Palms.
- Trimming of Paroutis Palms at the front entrance will be verified.
- *Summit Broadband* is scheduled to place "locates" Thursday, June 16th in the West Right of Way of Doral Circle and Rattlesnake Hammock Road where one (1) Foxtail Palm was removed. Landscaping will be installed when contractor is given clearance.
- The maintenance crew replaced the broken irrigation head on Doral.

VII. Project Manager's Report – Dan Schumacher

A. Budget Report & Capital Asset Plan

Lely MSTU Fund Budget 152 dated May 19, 2022

- The FY-22 Millage rate remains constant at 2.0 mills.
- Current Ad Valorem Tax, Line 1, is \$312,400.00; an increase of 2.63% over FY-21.
- Transfers and Contributions, Line 11, are \$327,714.92; a carry-over of unexpended FY-21 funds.
- Total Revenue, Line 12, is \$642,414.92, including investment interest, transfers, and contributions.
- Purchase Orders: (Contractors)
- Forestry Resources – Mulch.
- Hart's Electrical – Electrical Maintenance & Repairs.
- Howard Fertilizer – FY 22 Fertilization.
- Lykins-Signtek – Street Signs and Repairs.
- McGee & Associates – Landscape Architecture.
- McShea Contracting – Paver Crosswalks. *Invoices for completed crosswalk installation are outstanding.*
- NR Contractors Inc. – Entryway Monument Refurbishment.
- Premier Staffing – Transcription Services.
- SiteOne Landscape Supply – Irrigation Parts & Pumps.
- Superb Landscaping Services –
 - Incidentals is for landscape refurbishment and miscellaneous.
 - Grounds Maintenance includes irrigation repairs.
- Whited Holiday Décor – Holiday Decorations. *Closed.*
- Red indicates a Purchase Order is closed and the money expended.
- Operating Expense, Line 33, budgeted at \$276,309.92; with current Commitments of \$142,201.89, Expenditures of \$108,355.16, and a Budget Remainder (unspent operating funds) of \$25,752.87.
- Capital Outlay, Line 35, budgeted at \$150,705.00, has a current Commitment of 149,750.00 to fund the *Entryway Monument Refurbishment Project*, and a Budget remainder of \$955.00.

MINUTES

- Transfer to Fund 111, Line 36, in the amount of \$54,700.00, is for MSTU Staff salaries and accrued County overhead related to M.S.T.U. operations.
- Transfer to the Property Appraiser, Line 37, in the amount of \$3,000.00, is for computation of M.S.T.U. Ad Valorem data for the tax rolls.
- Transfer to the Tax Collector, Line 38, in the amount of \$7,700.00, is for collection of M.S.T.U. millage as part of the annual tax bill, currently 2.0000 mills.
- Reserves, Line 40, in the amount of \$150,000.00, is designated for Insurance and Catastrophic damage repair.
- Total Budget, Line 42, lists FY-22 M.S.T.U. budgeted funds at \$642,414.92; with tabulated Commitments of \$291,951.89, Expenditures of \$171,873.50, and a Budget Remainder (total unspent funds) of \$178,589.53. The Budget amount of \$642,414.92 does not change during the fiscal year.

B. Lighting Inspection Report

- Red entries indicate current lamp outages, gray for outages repaired from previous report.
- Three (3) light outages were listed in the June 1, 2022, report.
- Three (3) additional lights displaying dim light emission will be replaced.
- Upon these replacements, two (2) Lumec retrofit lights remain in inventory. Staff will order eight (8) fixtures in preparation for future outages.

VIII. Ongoing Business

A. St. Andrews Entryway Monuments Refurbishment

1. May 27th Public Meeting at the Monument Wall

NR Contractors, Inc. received a Purchase Order (PO) and Notice-to-Proceed (NTP) on May 12, 2022 for renovation of the two monuments.

Agenda:

The meeting addressed the Advisory Committee's responsibility for color selection for paints and finishing materials for the Entryway Monuments in accordance with McGee & Associates renovation design plans. Colors were selected and motioned upon by the Committee.

- Existing stone was cleaned in preparation for color selection.
- Colors were selected and motioned on.
- The Outer Band dimension (frame) was reduced from 3.875" to approximately 2.625'.
- The contractor is researching a 'like-for-like' replacement of the sign lettering, versus refurbishing the existing.

a. Minutes & Motion

Ms. Lowry motioned to approve the minutes of the May 27, 2022, public meeting of the Lely Golf Estates Beautification M.S.T.U. as amended:

Page 1, Item V. Ongoing Business, A. 3: Color Selection, bullet 2,: from "... Tatami Tan, 6116 (for the added architectural cap) ...," to ... Tatami Tan, 6116 (for the added architectural cap and copy border...)."

Second by Ms. Jorgensen. Carried unanimously 4 – 0.

2. Current Status

The permit application has been submitted. NR Contractors has contacted Diana Compagnone, Plans Reviewer, to address information requested to process the permit.

MINUTES

3. Renovation Plan Acceptance Letter

A notarized letter from Chair Branco for recording with the permit file, confirming the Lely Golf Estates Beautification MSTU Advisory Committee's unanimous decision to proceed with the renovation of the Lely Entryway Monuments, was presented for Committee consideration. The date of the letter will be amended.

Ms. Lowry motioned to approve the letter, as amended, authored by Chair Branco to proceed with the renovation of the Lely Entryway Monuments. Second by Ms. Jorgensen. Carried unanimously 4 – 0.

B. Crosswalks - Paver Style

McShea Contracting installed six (6) of eight (8) Paver-Style Crosswalks of Endurablend™ Polymer Cement with twelve inch (12") solid white Thermoplastic Border, similar to the crosswalks installed at St. Andrews & Pebble Beach Blvd.

Valley Stream Lane/Circle

The Road Maintenance Division confirmed that the two (2) remaining crosswalks, previously on hold pending a PUD repaving project, can be installed on both ends of Valley Stream Ln/Cir.

McShea Contracting will complete the crosswalk installation during dry weather.

C. Traffic Calming

Ms. McGarity reported on the status of petition signatures required to install speed bumps on the roadways:

- St. Andrews Blvd. - Seven (7) signatures from homeowners remain.
- Forest Hills Blvd. – The petition is complete.

The petition will be submitted to Mike Sawyer, Principal Planner, Traffic Planning. Traffic Logix data acquired by the MSTU will be included with the petitions.

D. Pending Items

- Insurance Claim: Pebble Beach Blvd. light pole.
 - Status of the claim will be updated with the Risk Management Division.
- Two (2) clam shell style decorative bases for the STOP/Street signs were ordered from National Traffic Signs at a cost of \$214.00 each.
- Review the annual schedule for palm tree trimming.

IX. New Business

None

X. Committee Member Comments

None

XI. Public Comment

Mr. Schumacher will investigate the instability of a sign at Forest Hills Golf Cart Crossing as reported by Ms. McGarity. Sign will be secured or, if not possible, added as an Agenda item for the July meeting.

MINUTES

XII. Adjournment

There being no further business to come before the Committee, the meeting was adjourned by the Chair at 3:20 P.M.

**LELY GOLF ESTATES BEAUTIFICATION MSTU
ADVISORY COMMITTEE**

Tony Branco, Chairman

These Minutes were approved by the Committee on _____, 2022 as presented ____ or as amended ____.

NEXT MEETING:

JULY 21, 2022 – 2:00 PM
SOUTH REGIONAL LIBRARY
8065 LELY CULTURAL PARKWAY
NAPLES, FL 34113
239.252.7542

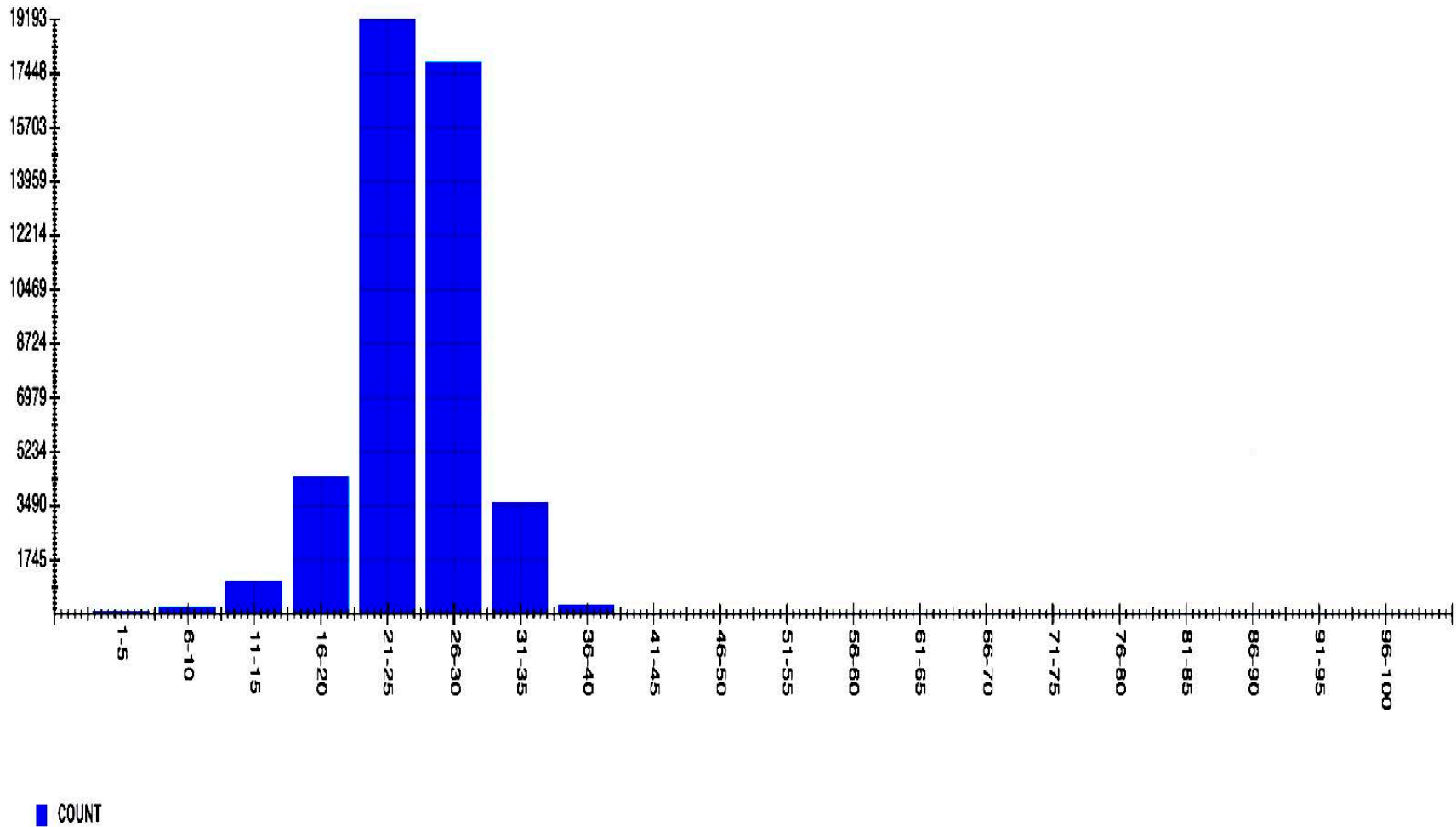
Count by Speed Range Report

Location: Radar 1

Address: Saint Andrews Boulevard

Report period: 2022-06-19 to 2022-07-19

Count By Speed Range	
Speed (mph)	Count
1-5	43
6-10	183
11-15	1053
16-20	4374
21-25	19193
26-30	17786
31-35	3601
36-40	290
41-45	35
46-50	7
51-55	0
56-60	0
61-65	1
66-70	0
71-75	0
76-80	0
81-85	0
86-90	0
91-95	0
96-100	0
total	46566



My Custom Report

Location: **Radar 1**
 Address: Saint Andrews Boulevard
 Speed Limit: From schedule 25 mph

Report Period: 2022-06-19 to 2022-07-19
 Total Vehicle Count: 46566

Date/Time	Total Vehicle	# of Speed Violations	% of Speed Violations	Max Speed (mph)
2022-06-19	1150	643	56 %	46
2022-06-20	1439	666	46 %	45
2022-06-21	1708	881	52 %	45
2022-06-22	1638	908	55 %	49
2022-06-23	1618	894	55 %	44
2022-06-24	1715	H 953	56 %	40
2022-06-25	1420	783	55 %	41
2022-06-26	1176	634	54 %	45
2022-06-27	1554	679	44 %	40
2022-06-28	1596	857	54 %	42
2022-06-29	1607	868	54 %	46
2022-06-30	1656	869	52 %	43
2022-07-01	H 1727	915	53 %	46
2022-07-02	1426	763	54 %	43
2022-07-03	1264	680	54 %	48
2022-07-04	1128	663	H 59 %	39
2022-07-05	1633	866	53 %	41
2022-07-06	1591	874	55 %	41
2022-07-07	1605	869	54 %	37
2022-07-08	1719	919	53 %	43
2022-07-09	1449	816	56 %	40
2022-07-10	1118	593	53 %	47
2022-07-11	1500	664	44 %	43
2022-07-12	1580	858	54 %	43
2022-07-13	1548	873	56 %	44
2022-07-14	1584	850	54 %	39
2022-07-15	1676	931	56 %	H 62
2022-07-16	1433	773	54 %	41
2022-07-17	1192	686	58 %	40

2022-07-18	1520	738	49 %	40
2022-07-19	1596	919	58 %	40
Summary	SUM: 46566	SUM: 24885	AVG: 54 %	

H - highest value in the column, **H** is highest H value in report

** "n/a" - means the sign did not collect any data at the time stipulated in the report. "n/a" values are NOT included in calculations.

Count by Speed Range Report

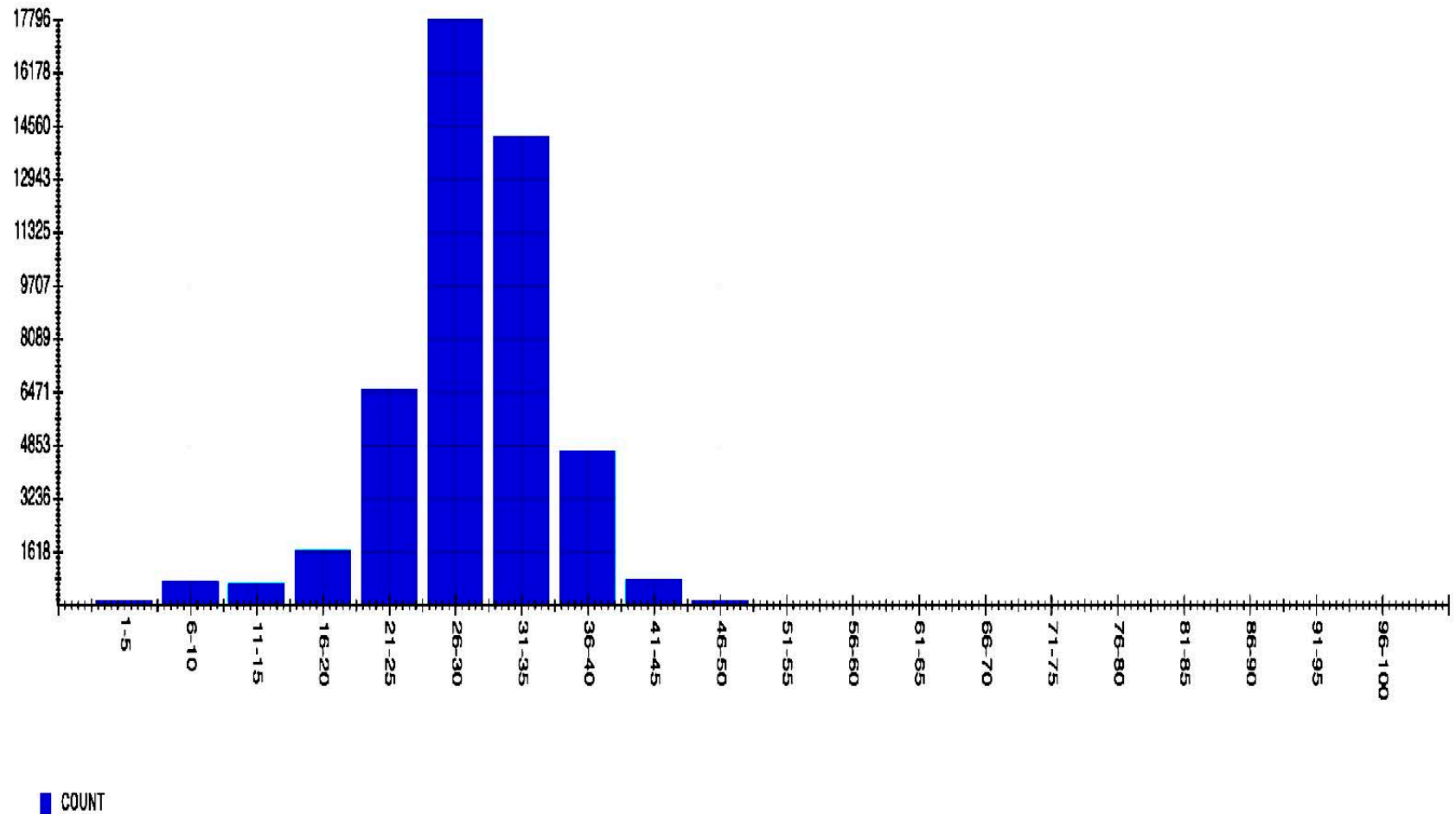
Location: Radar 2 - 20120088

Report period: 2022-06-19 to 2022-07-19

Address: 255 Saint Andrews Blvd Naples

Count By Speed Range

Speed (mph)	Count
1-5	109
6-10	728
11-15	644
16-20	1682
21-25	6585
26-30	17796
31-35	14254
36-40	4687
41-45	759
46-50	106
51-55	28
56-60	8
61-65	2
66-70	1
71-75	0
76-80	0
81-85	0
86-90	0
91-95	0
96-100	0
total	47389



My Custom Report

Location: **Radar 2** - 20120088
 Address: 255 Saint Andrews Blvd Naples
 Speed Limit: From schedule 25 mph

Report Period: 2022-06-19 to 2022-07-19
Total Vehicle Count: **47389**

Date/Time	Total Vehicle	# of Speed Violations	% of Speed Violations	Max Speed (mph)
2022-06-19	1127	927	82 %	54
2022-06-20	1606	1261	79 %	62
2022-06-21	1656	1388	84 %	49
2022-06-22	1645	1382	84 %	58
2022-06-23	1657	1371	83 %	55
2022-06-24	1760	1466	83 %	57
2022-06-25	1404	1134	81 %	50
2022-06-26	1145	905	79 %	48
2022-06-27	1647	1347	82 %	53
2022-06-28	1641	1380	84 %	60
2022-06-29	1636	1360	83 %	47
2022-06-30	1599	1320	83 %	51
2022-07-01	1758	1427	81 %	51
2022-07-02	1380	1143	83 %	64
2022-07-03	1265	1046	83 %	49
2022-07-04	1168	961	82 %	H 67
2022-07-05	1655	1339	81 %	56
2022-07-06	1622	1350	83 %	57
2022-07-07	1619	1362	84 %	54
2022-07-08	H 1769	H 1502	H 85 %	51
2022-07-09	1425	1191	84 %	57
2022-07-10	1187	966	81 %	45
2022-07-11	1608	1331	83 %	55
2022-07-12	1675	1373	82 %	49
2022-07-13	1620	1351	83 %	50
2022-07-14	1588	1285	81 %	52
2022-07-15	1722	1404	82 %	54
2022-07-16	1411	1178	83 %	51
2022-07-17	1148	957	83 %	49

2022-07-18	1603	1318	82 %	58
2022-07-19	1643	1346	82 %	50
Summary	SUM: 47389	SUM: 39071	AVG: 82 %	

H - highest value in the column, **H** is highest H value in report

** "n/a" - means the sign did not collect any data at the time stipulated in the report. "n/a" values are NOT included in calculations.

McGee & Associates

Landscape Architecture

Project: LELY GOLF ESTATES BEAUTIFICATION, M.S.T.U.
Location: MSTU DISTRICT ROADWAYS
Project Manager: Dan Schumacher, Collier County Public Services Division, Public Transportation & Neighborhood Enhancements Department
Consultant: McGee & Associates
Contractor: Superb Maintenance
Report Date: FY21-22, 07/07/2022

Landscape Architect Observation Report: July 2022

Consultant's Representative: Michael A. McGee, rla, isa
Contractor's Representative: Robert Kindelan, Gary Gorden
Observation Date: 07/07/2022

Report No. 10 (FY22)

AC - Indicates major or repeating items recommended to be discussed by the Advisory Committee

S - Indicates items to be addressed by staff. **C** - Indicates items to be addressed by Contractor

Contractor is requested to address items as soon as possible and indicate in **RESPONSE/COMMENTS** column when and which items are corrected.

Note: Copy picture out of comment boxes and then paste to additional sheet if picture is desired in larger size.

LOCATION/WORK AREA	AC	S	C	R	OBSERVATION & RECOMMENDATIONS	ADDITIONAL COMMENTS
<u>All locations</u>	X	X			Recommend having all Royal palms and Sabal palms within the maintenance areas be pruned prior to storm season. Sabal palms should include the removal of any loose or remaining frond boots hanging onto the trunks.	Strikethrough indicates items that have been addressed or being addresses and will be removed from the next month's report. Yellow highlighting indicates items that need to be addressed as soon as possible for safety issues, potential plant damage or to reduce future maintenance issues.
<u>St. Andrews Blvd. & US 41 Inbound R/W South</u>	X	X		2	Recommend pruning (9) Royal palms prior to storm season due to dead frond and seed stalk buildup.	
<u>Outbound R/W North Suncoast Credit Union side of sidewalk</u>	X	X		2	Recommend pruning (6) Royal palms prior to storm season due to dead frond and seed stalk buildup.	
<u>St. Andrews Blvd. Median #1</u>					No major issues observed.	
<u>Median #2</u>					No major issues observed.	
<u>Median #3</u>		X	X		No major issues observed.	
<u>Median #4</u>		X	X	2	Add (25) 1 gal. Perennial Peanut "Golden Glory" to fill in missing.	
<u>Median #5</u>		X			No major issues observed.	
<u>Median #6</u>		X			No major issues observed.	
<u>Median #7</u>		X			No major issues observed.	
<u>Median #8</u>		X			No major issues observed.	
<u>Median #8A</u>		X			No major issues observed.	
<u>Median #9</u>		X			No major issues observed.	
<u>Median #10</u>		X			No major issues observed.	
<u>Forrest Hills Blvd Median #11</u>		X			No major issues observed.	
<u>Median #12</u>		X	X		In north end Bougainvillea torpedo grass is starting to grow.	
		X	X		Review Alexander palms for insects.	
<u>Forest Hills Cart Crossing & Lake</u>		X	X	2	Recommend pruning (11) Royal palms prior to storm season due to dead frond and seed stalk buildup.	
<u>Valley Stream Cr. Median #13</u>		X			No major issues observed.	
<u>Pebble Beach Blvd.</u>		X			No major issues observed.	

Design * Environmental Management * Planning * Arborist

5079 Tamiami Trail East / P. O. Box 8052 Naples, Florida 34101
 Phone (239) 417-0707 * Fax (239) 417-0708
 LC 098 * FL 1023A

LELY GOLF ESTATES BEAUTIFICATION, M.S.T.U.

Report Date: FY21-22 07/07/2022

Observation Date: 07/07/2022

Report : 10 (FY22)

LOCATION/WORK AREA	AC	S	C	R	OBSERVATION & RECOMMENDATIONS	ADDITIONAL COMMENTS
Median #14						
Median #15		X			No major issues observed.	
Median #16		X			No major issues observed.	
Median #17		X			No major issues observed.	
Median #18		X			No major issues observed.	
Median #19	X	X		3	Recommend removing remaining (6) Juniper on south end of Median #19 and replace with perennial peanut (62) 1 gal., 'Golden Glory' perennial peanut.	
Pebble Beach Blvd. Golf Cart Crossing					No major issues observed.	
Thorncrest Ln. cul-de-sac #20	X	X			Due to age and amount of decline it is recommended to renovate this cul-de-sac during this rainy season.	Remove dead plants
Briarcliff Ln. Cu-de-sac #21	X	X			Due to age and amount decline it is recommended to renovate this cul-de-sac during this rainy season.	
Heather Grove Ln. Cul-de-sac #22		X	X		Bougainvillea need pruning.	
Baltusrol Signs		X			No major issues observed.	
Doral Cr. East R/W	X	X		2	Recommend pruning (2) Royal palms prior to storm season due to dead frond and seed stalk buildup.	
West R/W & Rattlesnake Hammock Rd.		X	X		At 3 rd Royal palm from Rattlesnake Hammock sprinkler head is broken.	
		X	X	2	Recommend prior to the end of May apply 8N-0P ₂ O ₅ -12K ₂ O +4Mg with micronutrients on two Foxtail palms showing nutrient deficiencies. Fertilizer to be installed by filling (8) equally spaced augered 1-inch dia holes, 8-inches deep, 1.5' off trunk. Each hole to receive 1 cup (8oz.) of fertilizer.	
	X	X		2	Recommend pruning (3) Royal palms prior to storm season due to dead frond and seed stalk buildup.	
		X	X	4	Recommend two options: 1. Replant (2) 3-gal Podocarpus on each side of stump at the Foxtail palm removal locations so that they can be grown in to fill in hedge. @. Excavate stump backfill with new topsoil and replant 25 — 30 gal. size Podocarpus.	8N-2P ₂ O ₅ -12K ₂ O +4Mg with micronutrients
Median #23		X	X		Prune dead out of Crown of thorns	
Median #24 Treasure Point Cul-de-sac						
Warren St. Pumping Station					See water use schedule.	
Valley Stream Cr. Irrigation					See water use schedule.	
Fertilization		X	X		See annual FY21-22 schedule.	

LELY GOLF ESTATES BEAUTIFICATION, M.S.T.U.

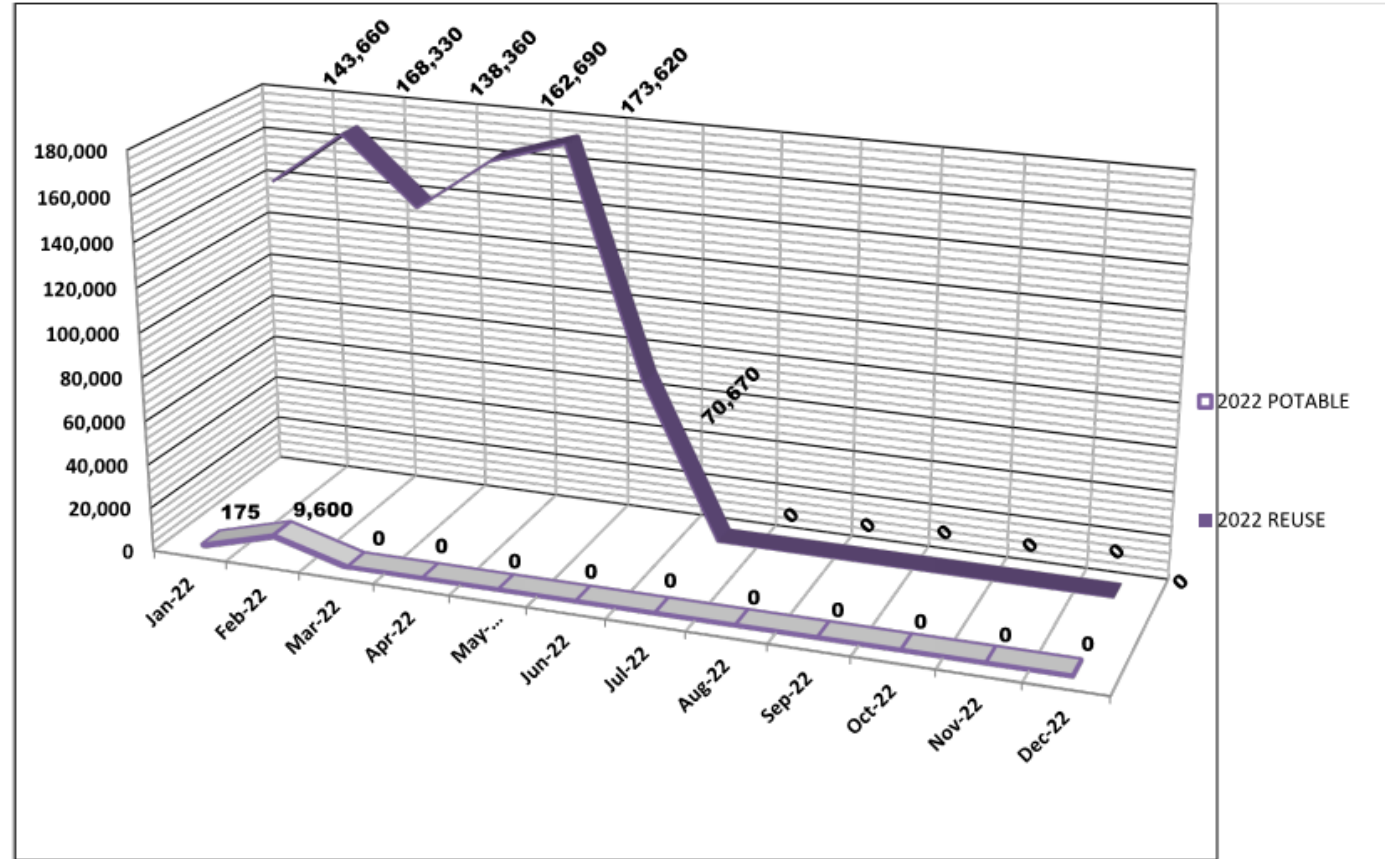
Report Date: FY21-22 07/07/2022

Observation Date: 07/07/2022

Report : 10 (FY22)

LOCATION/WORK AREA	AC	S	C	R	OBSERVATION & RECOMMENDATIONS	ADDITIONAL COMMENTS
--------------------	----	---	---	---	-------------------------------	---------------------

Lely Golf Estates Beautification MSTU Reuse Mixing Chamber Annual Water Use thru 6/22



Notes: 2018 Total Water Use: Reuse 1,965,840 gallons, Potable 270,200 gallons
 2019 Total Water Use: Reuse 1,618,748 gallons, Potable 27,680 gallons
 2020 Total Water Use: Reuse 1,340,040 gallons, Potable 44,945 gallons
 12/2021 New potable water meter installed.
 2021 Total Water Use: Reuse 1,562,060 gallons, Potable 31,740 gallons

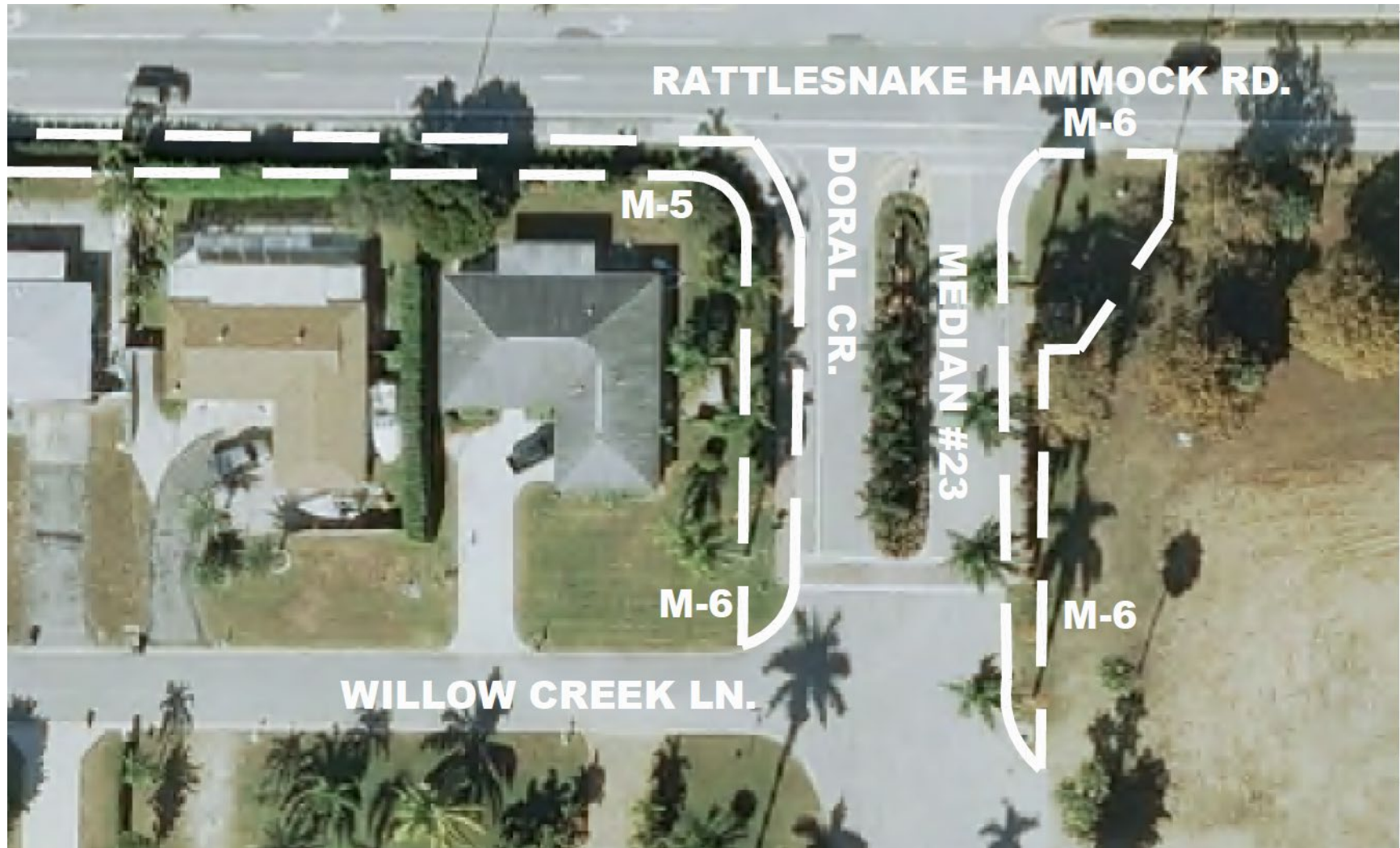
7/7/2022

Warren Street Mixing Chamber Water Use Data: 6/2022						
DATE	REUSE PSI	POTABLE WATER METER (X 100)	POTABLE WATER USE GALLONS	REUSE WATER METER READING (X x 100)	REUSE WATER USE GALLONS	TOTAL WATER APPLIED
6/2/2022	90	9,700.65		35,025.70		-
6/9/2022	95	9,700.65	-	35,146.90	12,120.00	12,120.00
6/20/2022	105	9,700.65	-	35,284.90	13,800.00	13,800.00
7/1/2022	82	9,700.65	-	35,732.40	44,750.00	44,750.00
						-
TOTALS:			0.00		70,670.00	70,670.00
PERCENTAGE OF TOTAL VOLUME USED			0.0%		100.0%	

Valley Stream Circle Water Use Data: 6/2022		
DATE	POTABLE WATER METER READING (X 1)	POTABLE WATER USE GALLONS
6/2/2022	334810.08	
6/9/2022	337590.03	2780
6/20/2022	339440.04	1850
7/1/2022	339800.06	360
	0	4,990

Doral Circle

MSTU Work Area



LELY GOLF ESTATES M.S.T.U.

Fund 152

July 21, 2022

	FY-22	Vendor	Item	PO#	Budget	Commitments	Expenditures	Budget Remainder
1	CUR AD VALOREM TAX				\$ (312,400.00)	\$ -	\$ (298,349.44)	\$ (14,050.56)
2	DEL AD VALOREM TAXES				\$ -	\$ -	\$ (2,771.11)	\$ 2,771.11
3	OVERNIGHT INTEREST				\$ -	\$ -	\$ (317.06)	\$ 317.06
4	INVESTMENT INTEREST				\$ (2,300.00)	\$ -	\$ (1,974.91)	\$ (325.09)
5	INTEREST TAX COLL.				\$ -	\$ -	\$ (21.87)	\$ 21.87
6	REVENUE STRUCTURE				\$ (314,700.00)	\$ -	\$ (303,434.39)	\$ (11,265.61)
7	TRANS FROM PROPERTY APPRAISER				\$ -	\$ -	\$ -	\$ -
8	CARRY FORWARD GEN				\$ (337,500.00)	\$ -	\$ -	\$ (337,500.00)
9	CARRY FORWARD OF ENCUMB				\$ (6,114.92)	\$ -	\$ -	\$ (6,114.92)
10	NEG 5% EST REV				\$ 15,900.00	\$ -	\$ -	\$ 15,900.00
11	TRANSFERS & CONTRIB				\$ (327,714.92)	\$ -	\$ -	\$ (327,714.92)
12	TOTAL REVENUE				\$ (642,414.92)	\$ -	\$ (303,434.39)	\$ (338,980.53)
13	ENG. FEES & OTHERS	McGee & Associates	Landscape Architecture	4500214153	\$ 20,000.00	\$ 8,985.05	\$ 9,134.95	\$ 1,880.00
14	INDIRECT COST REIMBURSE	Collier County	Indirect Cost	Direct Pay	\$ 6,600.00	\$ -	\$ 6,600.00	\$ -
15	LANDSCAPE INCIDENTALS	Superb Landscape Services	Landscape Incidentals	4500213926	\$ 40,000.00	\$ 30,065.75	\$ 9,934.25	\$ -
16	OTHER CONTRACTUAL	Superb Landscape Services	Grounds Maintenance	4500213926	\$ 92,000.00	\$ 35,585.00	\$ 54,415.00	\$ 2,000.00
17	OTHER CONTRACTUAL	McShea Contracting	Paver Style Crosswalks	4500216252	\$ 49,495.00	\$ 49,495.00	\$ -	\$ -
18	ELECTRICITY	FPL	Electricity	4700004511	\$ 4,000.00	\$ 848.78	\$ 2,511.22	\$ 640.00
19	WATER AND SEWER	Collier County Utilities	Water - Irrigation	4700004512	\$ 11,800.00	\$ 3,440.17	\$ 5,459.83	\$ 2,900.00
20	RENT EQUIPMENT				\$ 200.00	\$ -	\$ -	\$ 200.00
21	INSURANCE GENERAL	Collier County	Insurance General	Direct Pay	\$ 700.00	\$ 175.00	\$ 525.00	\$ -
		SiteOne	Irrigation Parts & Pumps	4500213946		\$ 1,302.65	\$ 1,197.35	
		SiteOne	Irrigation Parts & Pumps	4500206999		\$ -	\$ 0.48	
		HydroPoint Irrigation Controls	Cloud Software Renewal	VISA		\$ -	\$ 1,487.50	
22	SPRINKLER SYSTEM				\$ 6,000.00	\$ 1,302.65	\$ 2,685.33	\$ 2,012.02
23	MULCH	Forestry Resouces	Mulch	VISA	\$ 7,000.00	\$ -	\$ 3,343.20	\$ 3,656.80
		Hart's Electrical	LED Retrofit Kits & Downed Light Pole	4500212713		\$ -	\$ 6,799.74	
		Hart's Electrical	Lighting Maintenance & LED Fixtures	4500213951		\$ 2,563.70	\$ 4,946.30	
		Batteries Plus	(2) 12V Lead Duracell Batteries	VISA		\$ -	\$ 301.20	
		Solar Illuminations	Solar LED Floodlight	VISA		\$ -	\$ 141.99	
24	LIGHTING MAINTENANCE				\$ 21,114.92	\$ 2,563.70	\$ 12,189.23	\$ 6,361.99
25	LICENSE & PERMITS	Collier County	Permit for Entryway Sign	VISA	\$ 2,000.00	\$ -	\$ 51.45	\$ 1,948.55
		Premier Staffing	Transcription (FY22)	4500213947		\$ 1,242.25	\$ 1,707.75	
		Premier Staffing	Transcription (FY21)	4500215550		\$ -	\$ 460.35	
		Whited Holiday Décor	Holiday Decorations	4500215145		\$ -	\$ 3,900.00	
26	OTHER MISCELLANEOUS				\$ 9,000.00	\$ 1,242.25	\$ 6,068.10	\$ 1,689.65
27	OFFICE SUPPLIES				\$ 300.00	\$ -	\$ -	\$ 300.00
28	COPYING CHARGES	J.M. Todd	Copier CPC new	4500214501	\$ 200.00	\$ 9.14	\$ 105.14	\$ 85.72
29	FERT HERB CHEM	Howard Fertilizer	Fertilizer	VISA	\$ 3,000.00	\$ -	\$ 2,019.52	\$ 980.48
		Amazon	Flagpole Hardware	VISA		\$ -	\$ 23.38	
30	OTHER OPERATING				\$ 200.00	\$ -	\$ 23.38	\$ 176.62
		Lykins-Signtek	Street Signs	VISA		\$ -	\$ 975.00	
		Traffic Logix	Street Signs	VISA		\$ -	\$ 800.00	
		Lykins-Signtek	Stop Sign Repair	4500216297		\$ -	\$ 435.00	
31	TRAFFIC SIGNS				\$ 2,500.00	\$ -	\$ 2,210.00	\$ 290.00
32	OTHER TRAINING				\$ 200.00	\$ -	\$ -	\$ 200.00
33	OPERATING EXPENSE				\$ 276,309.92	\$ 133,712.49	\$ 117,275.60	\$ 25,321.83
34	IMPROVEMENTS GENERAL	NR Contractors Inc.	Entryway Monuments	4500217688	\$ 150,705.00	\$ 149,750.00	\$ -	\$ 955.00
35	CAPITAL OUTLAY				\$ 150,705.00	\$ 149,750.00	\$ -	\$ 955.00
36	TRANS FROM FUND 152 TO FUND 111		Reimbursement for Staff Support		\$ 54,700.00	\$ -	\$ 54,700.00	\$ -
37	TRANS FROM FUND 152 TO PROPERTY APPRAISER				\$ 3,000.00	\$ -	\$ 2,496.96	\$ 503.04
38	TRANS FROM FUND 152 TO TAX COLLECTOR				\$ 7,700.00	\$ -	\$ 7,022.41	\$ 677.59
39	TRANSFERS				\$ 65,400.00	\$ -	\$ 64,219.37	\$ 1,180.63
40	RESERVES FOR CONTINUING OPERATIONS - INSURANCE				\$ 150,000.00	\$ -	\$ -	\$ 150,000.00
41	RESERVES				\$ 150,000.00	\$ -	\$ -	\$ 150,000.00
42	TOTAL BUDGET				\$ 642,414.92	\$ 283,462.49	\$ 181,494.97	\$ 177,457.46

LELY GOLF ESTATES M.S.T.U.

Fund 152

July 21, 2022

95,871,609	FY 12 Final Taxable Value	
92,697,303	FY 13 Final Taxable Value	
95,718,423	FY 14 Final Taxable Value	
99,596,489	FY 15 Final Taxable Value	
106,888,467	FY 16 Final Taxable Value	
116,823,687	FY 17 Final Taxable Value	
127,802,080	FY 18 Final Taxable Value	
135,136,761	FY 19 Final Taxable Value	
142,494,654	FY 20 Final Taxable Value	
152,194,183	FY 21 Final Taxable Value	
156,193,322	FY 22 Adopted Taxable Value	
2.63%	Adjustment FY21 to FY22	
	FY 22 Adopted Taxable Value	FY 21
Millage	2.0000	2.0000
Tax Dollars	312,387	304,388

2.0 mill cap
2.63%

Total Available Balance	\$	177,457.46
Plus Committed And Not Spent	\$	283,462.49

Estimated Cash	\$	460,919.95
-----------------------	-----------	-------------------

Estimated Cash Less	\$	446,869.39
Uncollected Taxes		

Prepared on 7/13/22

<u>LELY MSTU LIGHTING INSPECTION</u>			Inspection Date:		7/5/2022	
ST. ANDREWS ENTRANCE - FROM US-41						
TUBE		A	B	C	D	E
Sign - Enter	1					
Sign - Exit	2					
SPOT		○	A	B	Notes	
Flagpole - US	1				<div>▪ Current outages are sequenced in RED.</div> <div>▪ Metal Halide lamps (STILL WORKING) to be replaced with LED are shown in BLUE.</div>	
Flagpole - FL	2					
Flagpole - BCC	3					
LUMINAIRE		○	A	B		
Single	1					
Single	2					
Single	3					
Single	4					
Single	5					
Single	6					
Single	7					
Single	8					
Single	9					
Single	10					
Single	11					
PEBBLE BEACH BLVD						
LUMINAIRE		○	A	B		
Double	1					
Double	2					
Double	3					
Double	4				4	
Double	5					
Double	6					
Double	7					
Double	8					
Double	9				5	
Double	10					
Double	11					
Double	12					
Double	13					
Double	14					
Double	15				1	
Double	16					
Double	17					
Double	18					
Double	19					
Double	20					
Double	21					
Single	22				3	
Single	23					

190

1909

<u>LELY MSTU LIGHTING INSPECTION</u>			7/5/2022		Notes
FOREST HILLS @ AUGUSTA					
'LELY' SIGN		○	A	B	
Solar Light	--				
DORAL CIRCLE					
TUBES		○	A	B	
Sign - Enter	1				
Sign - Exit	2				
LUMINAIRE		○	A	B	
Double	1		6		
Double	2			2	
Single	3				
Single	4				
Single	5				
Single	6				

1909

1909

Approval of Construction Documents

Building Plan Review & Inspection

2800 N. Horseshoe Dr, Naples, FL 34104 239-252-2400



Commercial Permits

These electronic documents have been reviewed for Code Compliance by the Building Plan Review & Inspection Division of the Collier County Growth Management Department and the appropriate fire district. The documents are available for download from the [GMD Public Portal](#). These specific documents, listed as "Approved Plans (PR)" on the Portal, *must* be available for Inspectors to review on the job site in either electronic or paper form as the approved version in accordance with the Florida Building Code Section 107.3.1. Other supporting documents may be required on site as needed to meet code requirements.

Permit Number: PRSG2022052294201

Job Site Address: 53 Saint Andrews BLVD, Naples

Permit Description: LELY GOLF ESTATES GROUND SIGNS - 53 Saint Andrews BLVD

Permit Issuance Date: 07/18/2022

Document List:

Portal File Type	Portal File Name
1. Approved Plans (PR)	SUB 2 NEW Construction Plans (RDA220498 - Lely Monument Sign(Revision1)_signed.pdf)
2. Approved Plans (PR)	SUB 2 NEW Construction Plans (RDA220498 - Lely Monument Sign - footing letter_signed (1).pdf)
3. Approved Plans (PR)	Sub 4 NEW Construction Plans (2012-008 FINAL PLANS R3 S1-9 7-8-22 E-SIGNED (1).pdf)